

Absolute encoders - bus interfaces

Blind hollow shaft $\varnothing 10$ to $\varnothing 14$ mm

Optical multiturn encoders max. 17 bit ST / 16 bit MT, EtherCAT

ATD 2B A 4 Y26



ATD 2B A 4 Y26 with blind hollow shaft

Features

- Encoder single- or multiturn / EtherCAT
- Optical sensing
- Resolution: max. singleturn 17 bit, multiturn 16 bit
- Blind hollow shaft $\varnothing 10 \dots 14$ mm
- Short cycle times up to 62.5 μ s
- Parametrizable by bus interface
- Self-diagnostic
- Electronic zero point adjustment

Technical data - electrical ratings

Voltage supply	10...30 VDC
Reverse polarity protection	Yes
Consumption w/o load	≤ 150 mA (24 VDC)
Interface	EtherCAT
Function	Multiturn
Profile conformity	CANopen® over EtherCAT
Operating mode	Full-Duplex Fast Ethernet physics (100 BASE-TX)
Steps per turn	≤ 131072 / 17 bit
Number of turns	≤ 65536 / 16 bit
Sensing method	Optical
Code sequence	CW: ascending values with clockwise sense of rotation; looking at mounting surface
Programmable parameters	Steps per revolution Total resolution Rotational direction CW/CCW Number of revolutions Operating modes
Diagnostic functions	Position or parameter error Temperature control Multiturn sensing Self-diagnosis
Status indicator	4-LED integrated in housing

Technical data - mechanical design

Size (flange)	$\varnothing 58$ mm
Shaft type	$\varnothing 10 \dots 14$ mm (blind hollow shaft)
Protection DIN EN 60529	IP 65
Operating speed	≤ 8000 rpm (mechanical) ≤ 8000 rpm (electric)
Starting torque	≤ 0.02 Nm (+20 °C)
Materials	Housing: aluminium Shaft: stainless steel
Operating temperature	-20...+85 °C
Relative humidity	90 % non-condensing
Resistance	DIN EN 60068-2-6 Vibration 10 g, 55-2000 Hz DIN EN 60068-2-27 Shock 30 g, 11 ms
Weight approx.	340 g
Connection	Connector M12, female D-coded, 4-pin Connector M12, A-coded, 4-pin
Motor shaft tolerance	0.25 mm axial 0.1 mm radial
Mounting kit	019

Absolute encoders - bus interfaces

Blind hollow shaft $\varnothing 10$ to $\varnothing 14$ mm

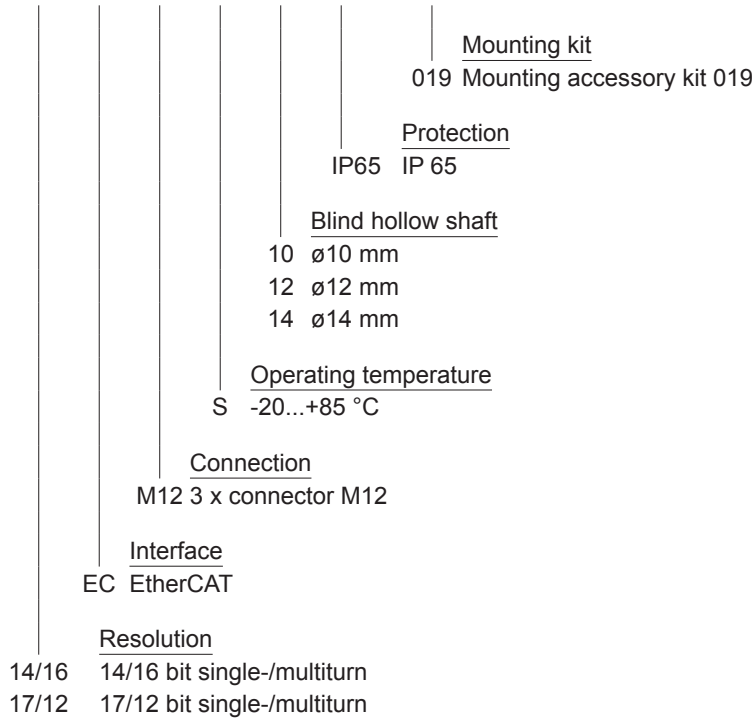
Optical multiturn encoders max. 17 bit ST / 16 bit MT, EtherCAT

ATD 2B A 4 Y26

Part number

ATD 2B A 4 Y26

	EC	M12	S		IP65	019
--	----	-----	---	--	------	-----



Absolute encoders - bus interfaces

Blind hollow shaft $\varnothing 10$ to $\varnothing 14$ mm

Optical multiturn encoders max. 17 bit ST / 16 bit MT, EtherCAT

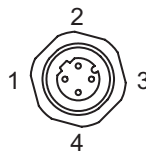
ATD 2B A 4 Y26

Terminal significance

Bus-protocol	EtherCAT, CoE (CANopen over EtherCAT)
Operation mode	Full-Duplex Fast Ethernet physics (100 BASE-TX)
Communication	Modi: - Asynchron - Frame synchron - Distributed Clock synchron Cycle times: - min 62,5 μ s to max. 32 ms in Distributed Clock
Communication profile	compatible to CANopen according to DS 301
Device profile	according to DS 406
Diagnostic messages	position error, operating temperature overrun, battery, hardware error

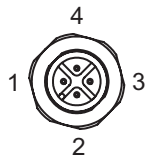
Terminal assignment

Connector	Assignment	Significance
Pin 1	TxD+	Transmission data+
Pin 2	RxD+	Receiving data+
Pin 3	TxD-	Transmission data-
Pin 4	RxD-	Receiving data-



Socket, 4-poles, bush contacts, M12 D-coded (IN / OUT)

Connector	Assignment	Significance
Pin 1	VDC	Supply voltage
Pin 2	-	Not assigned
Pin 3	GND	Ground
Pin 4	-	Not assigned



Socket, 4-poles, pin contacts, M12 A-coded (POWER)

Absolute encoders - bus interfaces

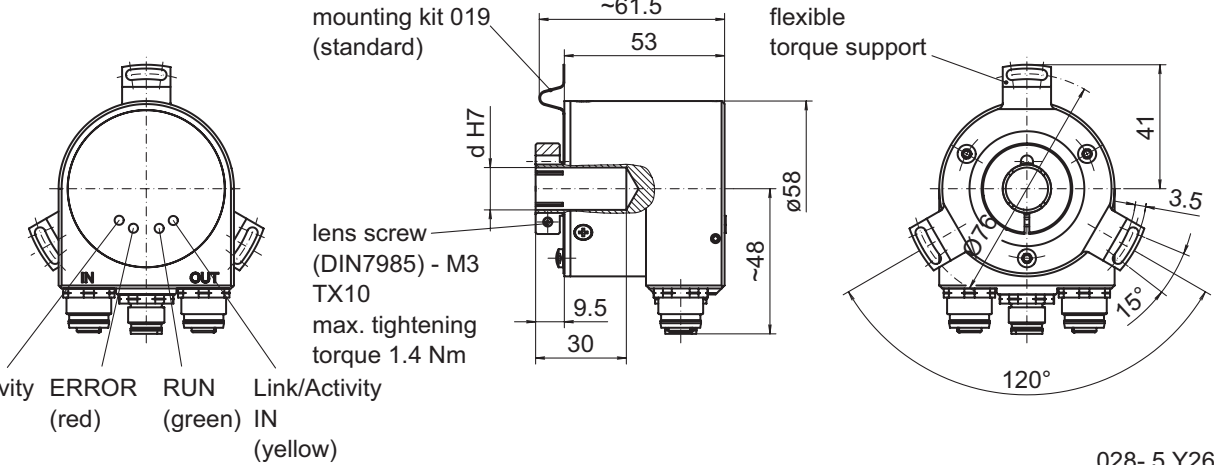
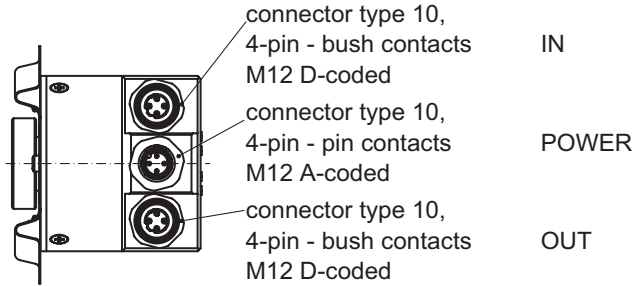
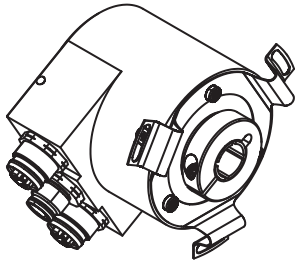
Blind hollow shaft $\varnothing 10$ to $\varnothing 14$ mm

Optical multiturn encoders max. 17 bit ST / 16 bit MT, EtherCAT

ATD 2B A 4 Y26

Dimensions

EtherCAT



028- 5 Y26